

**FiAPC® probe**  
for single-use

**GREATER CONVENIENCE AND  
SAFETY WITH FILTER INTEGRATED  
APC PROBES**


## THE FACTS

### REUSABLE APC PROBES: A COMPLEX CYCLE

APC PROBES NEED TO BE ASSEMBLED PRIOR TO EVERY CLINICAL PROCEDURE, THEN DISASSEMBLED AND REPROCESSED. THIS COMPLEX CYCLE CONSISTS OF 5 COMPONENTS:

#### 1 APC PROBE

The probe must be processed and checked for function prior to every use



#### 2 CONNECTING CABLE

The cable also requires machine cleaning, disinfection and sterilization as well as a functional check prior to use



#### 3 FILTER

The single-use filter must be replaced prior to every clinical procedure and is specifically validated for the APC 2



#### 4 IGNITION TEST ADAPTER

The functional check prior to each clinical procedure requires an ignition test adapter



#### 5 IRRIGATION ADAPTER

An irrigation adapter is required for processing the probe



## 5 COMPONENTS

After use, the components are disassembled, the probe and the cable are reprocessed, and the filter is discarded. Prior to the next clinical procedure, the components must be reassembled with a new filter and a functional test must be performed.

A complex process which offers considerable potential for optimization within your clinical practice.

# THE FIAPC® PROBE FOR SINGLE-USE

IT IS MORE PRACTICAL AND CAN BE USED IMMEDIATELY FOR CLINICAL PROCEDURE. THE PROBE IS ONE COMPLETE STERILE SYSTEM INCLUDING CABLE AND MEMBRANE FILTER. NO FURTHER ACCESSORIES ARE REQUIRED.

## ↘ COST CERTAINTY

Single-use products can be clearly calculated and costs are therefore transparent. There are no hidden further costs, for example through:

- Replacement in case of early wear
- Reprocessing and sterile packaging
- Internal transport logistics
- Loss

Optimizes budget planning according to facility requirements.

### Functional certainty

- Single-use sterile probes meet manufacturer specifications and functionality directly out of the package

### Clinical safety

- Single-use sterile products optimize patient safety

### Process improvement

- Available for immediate use for each clinical procedure

## ↘ OTHER PRODUCT ADVANTAGES

- ☑ No reprocessing or assembly required<sup>1</sup>
- ☑ Connecting cable and membrane filter are integrated completely in the FiAPC® probe ("all in one")
- ☑ Reduced risk of cross-contamination
- ☑ No ignition and functional tests required
- ☑ Plug and Play enables simplified handling



The membrane filter is integrated as a fixed component into the probe<sup>2</sup>

## ↘ AN OPTIMIZED SELECTION

Due to the advantages of the FiAPC® probes, reusable APC probes will be gradually replaced in favor of the new and improved FiAPC® product range:

### APC PROBES REUSABLE

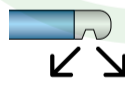
### OVERVIEW OF ALL FIAPC® PROBES FOR SINGLE-USE

20132-177	20132-221	FiAPC® probe 2200 A, ø 2.3 mm, flexible, length 2.2 m
20132-178	-	
20132-179	20132-223	FiAPC® probe 3000 A, ø 2.3 mm, flexible, length 3 m
20132-180	-	
20132-181	20132-224	FiAPC® probe 2200 SC, ø 2.3 mm, flexible, length 2.2 m
20132-182	20132-222	FiAPC® probe 2200 A, ø 3.2 mm, flexible, length 2.2 m
20132-183	20132-220	FiAPC® probe 1500 A, ø 1.5 mm, flexible, length 1.5 m
-	20132-225	FiAPC® probe 2200 C, ø 2.3 mm, flexible, length 2.2 m
-	20132-226	FiAPC® probe 3000 A, ø 1.5 mm, flexible, length 3 m

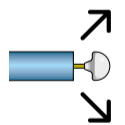
#### Axial Beam A



#### Side Fire Conical Beam SC

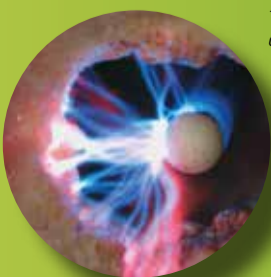


#### Circumferential Beam C



## ↘ FIAPC® PROBE 2200 C<sup>2</sup>

The FiAPC® probe C (circumferential) was designed to optimize intraluminal use, with a patented radial application angle of 360°. This additional advantage results in more control and flexibility with minimal manipulation of the probe: the plasma beam is more easily directed to target tissue.



The tip allows radial application of the plasma beam

"By using the FiAPC® probe I have been able to eliminate the need to reprocess the [cable] after every procedure. This has been able to save me time and lessen the opportunity of cross-contamination. Not to mention, it is very easy to use – just plug in, operate, and discard."

Michelle MacDonald, R.N., M.S.N., C.N.S., C.G.R.N., C.N.A., B.C.  
Director of Endoscopy Services Baptist Health, Jacksonville, FL

<sup>1</sup> Society of Gastroenterology Nurses and Associates, Inc. (2012). Standards of infection control in reprocessing of flexible gastrointestinal endoscopes. Chicago, IL.  
<sup>2</sup> Current patents: <https://www.erbe-med.com/ip>